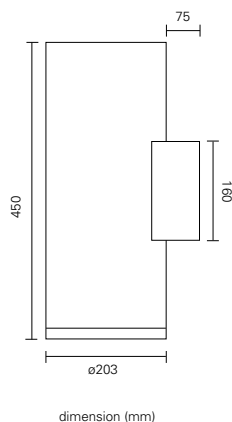




pillar 6



ADVANTAGES

- Architectural stylish appearance
- Aluminium
- High performance, anti corrosion

APPLICATION

- Building, facade, avenue park
- Hotel, hall, shop, gallery


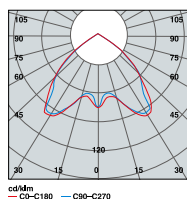
FEATURES

- Enclosed luminaire for wall mounting – up and downlighting.
- Die cast aluminium housing.
- Finished with epoxy powder paint upon phosphochromate treatment, resistant to corrosion. Standard colour – Black.
- Ballast components mounted on a removable gear tray.
- Anodised finish on aluminium reflector – standard wide beam (others optional).
- Protective tempered glass impact and thermal shock resistant.
- Ceramic lamp holder with silver plated contact.

CHARACTERISTICS

- Optical assembly : IP 65
- Ballast Compartment : IP 65
- Electrical Insulation : Class 1
- Voltage : 220V~240V
- Wattage : 35W~150W
- Lamp Type : M/H (other lamp available upon request)
- Dimensions (mm) : ø203(L) x 450(H)
- Approx. Net weight : 10~13 kg

HCI-T35W



Model No.	Description	Voltage	Frequency	Lamp
GPKP1701	PILLAR 6 2x35W MH C/W Control Gear & Lamp	220-240V	50-60Hz	G12
GPKP1702	PILLAR 6 2x70W MH C/W Control Gear & Lamp	220-240V	50-60Hz	G12
GPKP1703	PILLAR 6 2x150W MH C/W Control Gear & Lamp	220-240V	50-60Hz	G12
GPKP1704	PILLAR 6 2x35W CDM-R C/W Control Gear & Lamp	220-240V	50-60Hz	E27
GPKP1705	PILLAR 6 2x70W CDM-R C/W Control Gear & Lamp	220-240V	50-60Hz	E27

ordering information