



caprio

APPLICATION

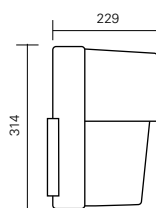
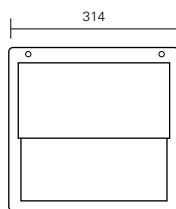

Entrances, walkways, loading docks, tunnels, under-passes and many other wall mounted area lighting applications.

FEATURES

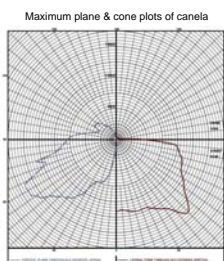
- Suitable for wet locations.
- Two-piece die-cast aluminium housing (front and back pieces), with polyester powder paint finish. Colour: Black.
- EPDM gasketed luminaire.
- Standard E40 or E27 base socket (depending on lamp). Mogul available on request.
- Vandal-resistant polycarbonate refractor.

CHARACTERISTICS

- Optical assembly : IP 65
- Electrical Insulation : Class 1
- Voltage : 220V~240V
- Wattage : 70W~150W
- Lamp type : HPS, M/H
- Dimensions (mm) : 314(L) x 229(W) x 314(H)
- Approx. Net weight : 6~9 kg



dimension (mm)



Caprio 150W HPS

Model	Description	Voltage	Frequency	Lamp
GPL00276	GRUPPE CAPRIO (Empty)	220-240V	50-60Hz	E27/E40
GPCP0642	CAPRIO 150W M/H C/W Gear & Bulb	220-240V	50-60Hz	E27
GPCP0643	CAPRIO 150W HPS C/W Gear & Bulb	220-240V	50-60Hz	E40

ordering information