



bollard 6

ADVANTAGES

- Architectural stylish appearance
- Fully aluminium
- Easy maintenance
- Choice of colour

APPLICATION

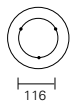
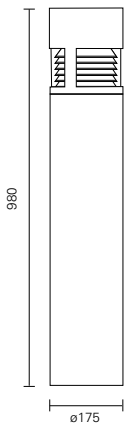
- Walkways, pedestrian path, square
- Architectural and landscape

FEATURES

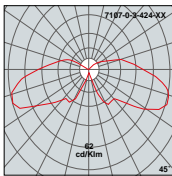
- Die cast and extruded aluminium housing with high resistant to oxidation.
- Finished with epoxy powder coating.
- Standard colour – Black. Option colour – White and Silver.
- Ballast compartment mounted on a removable gear tray.
- Internal louver reflector for anti glare.
- UV stabilized clear diffuser.
- Lamp holder in ceramic with silver contacts. Standard E27.

CHARACTERISTICS

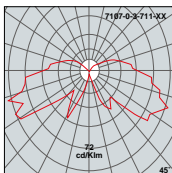
- Optical assembly : IP 65
- Ballast Compartment : IP 65
- Electrical Insulation : Class 1
- Voltage : 220V/240V
- Wattage : 18W~80W
- Lamp Type : HPS, MBF, MH, PLC
- Dimensions (mm) : $\varnothing 175(L) \times 980(H)$
*height: approx 600mm on request
- Approx. Net weight : 6~8 kg



dimension (mm)



PLC 1x26W



70W MH



Model No.	Description	Voltage	Frequency	Lamp
NCPF0164	BOLLARD 6 70W HPS C/W Gear & Bulb	220-240V	50-60Hz	E27
NCPF0165	BOLLARD 6 80W MBF C/W Gear & Bulb	220-240V	50-60Hz	E27
NCPF0166	BOLLARD 6 70W MH C/W Gear & Bulb	220-240V	50-60Hz	E27
NCPF0142	BOLLARD 6 1x26 PLC C/W Gear & Bulb	220-240V	50-60Hz	G24d3
NCPF0167	BOLLARD 6 1x18 PLC CW Gear & Lamp	220-240V	50-60Hz	G24d2

ordering information