



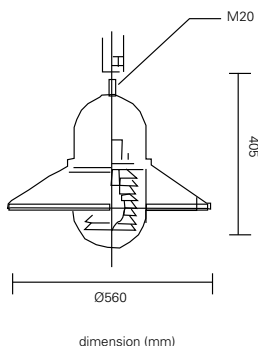
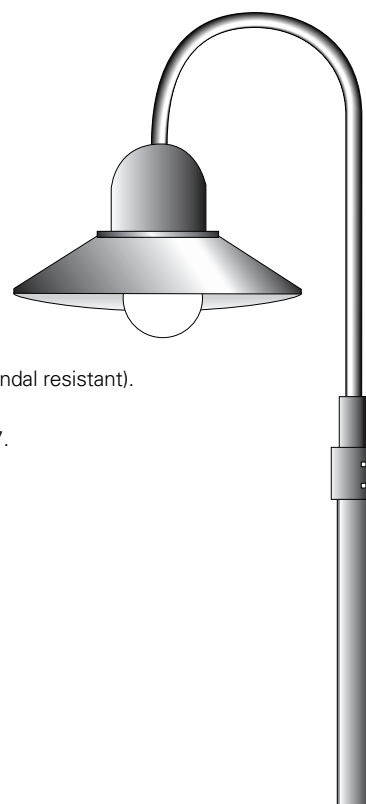
piazza

ADVANTAGES

- Architectural stylish appearance
- High performance
- Easy maintenance
- Choice of colours

APPLICATION

- Streets, amenity
- Parking area, hotel premises
- Security, perimeter lighting, pedestrian
- Architectural & landscape
- Suggested mounting height : 4~7 meter

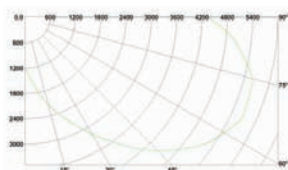


FEATURES

- Enclosed luminaire for post top mounting or wall mounting.
- Die cast aluminium alloy housing.
- Finished with epoxy powder paint. Standard – Black.
- Ballast components mounted on a removable gear tray.
- Diffuser made from acrylic or UV stabilizer polycarbonate – (Vandal resistant).
- Weatherproof and durable silicone rubber gasket.
- Ceramic lamp holder with silver contact plate – Standard E27.

CHARACTERISTICS

- Optical assembly : IP 55
- Ballast Compartment : IP 55
- Electrical Insulation : Class 1
- Voltage : 220V~240V 50/60 Hz
- Wattage : 70~150W
- Lamp Type : HPS, M/H or MBF
- Dimensions (mm) : ø560 x 405(H)
- Approx. Net weight : 7~9 kg



Piazza 150W HPSV

Model No.	Description	Voltage	Frequency	Lamp
GPCP0157	PIAZZA 70W HPS C/W Control Gear & Lamp	220-240V	50-60Hz	E27
GPCP0158	PIAZZA 150W HPS C/W Control Gear & Lamp	220-240V	50-60Hz	E40
GPCP0161	PIAZZA 80W MBF C/W Control Gear & Lamp	220-240V	50-60Hz	E27
GPCP0162	PIAZZA 125W MBF C/W Control Gear & Lamp	220-240V	50-60Hz	E27
GPCP0159	PIAZZA 70W M/H C/W Control Gear & Lamp	220-240V	50-60Hz	E27
GPCP0160	PIAZZA 150W M/H C/W Control Gear & Lamp	220-240V	50-60Hz	E27

ordering information