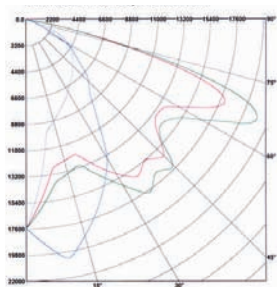
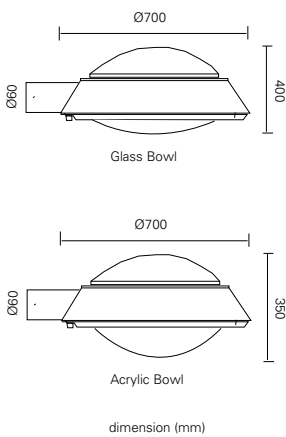




space 400



Space 400 400W HPSV

ADVANTAGES

- Architectural stylish appearance
- High performance, easy maintenance
- Choice of colours

APPLICATION

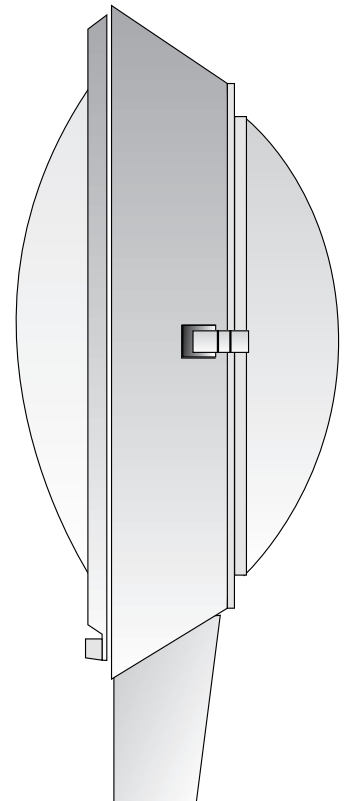
- Streets, highway, parking area, amenity
- Architectural & landscape, security, perimeter lighting
- Suggested mounting height : 6~15m

FEATURES

- Enclosed luminaire for pole mounting.
- Die cast aluminium housing. Top and bottom with round shape make stylish appearance.
- Finished with epoxy powder paint.
- Ballast components mounted on a removable gear tray.
- Weather proof and durable silicon seal optics – Tight seal 66.
- Anodised finish on hydroformed aluminium faceted reflector.
- Tempered clear curved glass. Filter optical.
- Acrylic bowl (available upon request).
- Easy access to the ballast compartment and lamp by opening the top housing. Lamp replacement without tools.
- Adjustable lamp socket. Standard E40.
- Adjustable spigot for 42~60mm diameter.

CHARACTERISTICS

- Optical assembly : IP 65
- Ballast Compartment : IP 65
- Electrical Insulation : Class 1
- Voltage : 220V~240V 50/60 Hz
- Wattage : 150W~400W
- Lamp Type : HPS or M/H
- Dimensions (mm) : $\phi 700 \times 350/400(H)$
- Approx. Net weight : 13~15 kg



Model No.	Description	Voltage	Frequency	Lamp
GPCP0049	SPACE 400 150W HPS C/W Control Gear & Lamp	220V-240V	50-60Hz	E40
GPCP0050	SPACE 400 250W HPS C/W Control Gear & Lamp	220V-240V	50-60Hz	E40
GPCP0051	SPACE 400 400W HPS C/W Control Gear & Lamp	220V-240V	50-60Hz	E40
GPCP0052	SPACE 400 150W M/H C/W Control Gear & Lamp	220V-240V	50-60Hz	E27
GPCP0053	SPACE 400 250W M/H C/W Control Gear & Lamp	220V-240V	50-60Hz	E40
GPCP0054	SPACE 400 400W M/H C/W Control Gear & Lamp	220V-240V	50-60Hz	E40

ordering information