



zenith WG

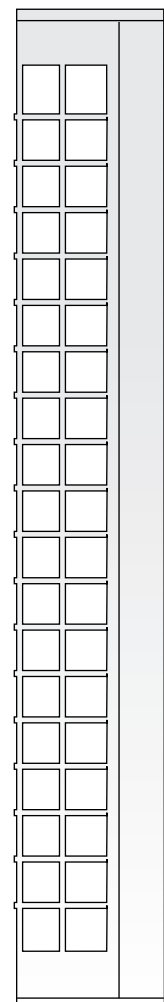
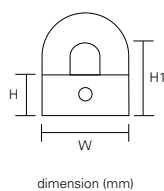
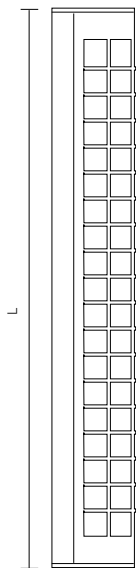
The ZENITH 'WG' series consists of the basic and standard features of fluorescent lighting fitting, similar to the 'BC' series, which is equipped with a rugged metal guard to prevent unauthorized access and accidental breakage of lamp but without a significant loss of light output. The guard is equipped with a latch; the options of incorporating of padlock or cam lock type; for safety locking, easy maintenance and lamp replacement.

APPLICATION

Ideal for industrial and commercial areas such as multi-storey carpark, void deck, staircase, public hall way or other areas where sufficient illumination and safety is required.

TECHNICAL DATA

- Body : Made of heavy gauge sheet steel.
- Guard : Perforated metal piece in either padlock or cam lock type.
- Paintwork : Fully coated with a high gloss white epoxy powder, giving resilient finish.
- Lamp source : T8 18/20W and 36/40W.
- Electrical data : 220V~240V 50/60 Hz.
- Wire : Heat resistant 105°C.
- Condenser : Metallised polypropylene firm (T8).
- Starter : Series circuit (4-22W) and single circuit (4-65W) (T8).
- Lamp and starter holder : Moulded from polycarbonate material.
- Demmension : various-according to lamp configurations.
- Optional Components
 - High frequency electronic ballast
 - Emergency power pack
 - 2A fuse socket connector
 - Radio interference suppressor



Model No.	No. of lamp	L(mm)	W(mm)	H(mm)	H1(mm)
ZNCP0011	WG 1x18W	617	54	44	105
ZNCP0012	WG 2x36W	1224	102	44	113
ZNCP0013	WG 1x18W	617	54	44	105
ZNCP0014	WG 2x36W	1224	102	44	113

ordering information