



### zenith F1 T5

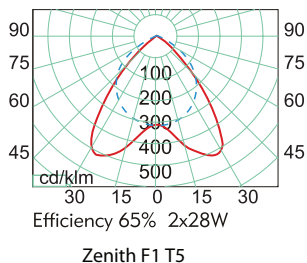


The ZENITH 'F1' series is a blend of versatility and technical innovation. It is the meeting of commercial requirements and application solutions with tremendous versatility and ease of installation. Quality, safety and flexibility have been a primary objective when producing this modern and attractive lighting fitting. It provides an evenly high illuminance and quality appearance, top lighting performance as well as the visual comfort. A pivot latching system allows for easy maintenance and lamp replacement.

#### APPLICATION

Ideal for general interior lighting such as school, retail area, bank, office, departmental store, commercial area, etc., where high performance lighting with a high tech appearance is required.

#### TECHNICAL DATA

- Body : Base is made of heavy gauge sheet steel and side is made of extruded aluminium.
- Louvre : Anodized aluminium in either specular, semi specular or matt finish with profile cross blades.
- Paintwork : Fully coated with a high gloss white epoxy powder, giving resilient finish.
- Lamp source : T5 14W/24W, 28W/54W, & 35W/49W.
- Electrical data : 220V~240V 50/60 Hz.
- Wire : Heat resistant 105°C.
- Lamp : Mould from polycarbonate material.
- Dimensions : various-according to lamp configurations.
- Optional Components
  - Emergency power pack



Description	L(mm)	W(mm)	H(mm)
ZENITH F1 T5 1x14W/24W	648	196	68
ZENITH F1 T5 2x14W/24W	648	296	68
ZENITH F1 T5 1x28W/54W	1248	196	68
ZENITH F1 T5 2x28W/54W	1248	296	68
ZENITH F1 T5 1x35W/49W	1548	196	68
ZENITH F1 T5 2x35W/49W	1548	296	68

ordering information