



petro IP65

ADVANTAGES

- Architectural stylish appearance
- High performance, easy maintenance
- Low profile, fully aluminium & glass

APPLICATION

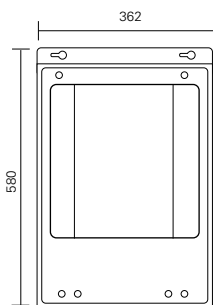
- Railway station, factories, shipyards
- Warehouse, sport hall, commercial
- Suggested mounting height : 4m and above

FEATURES

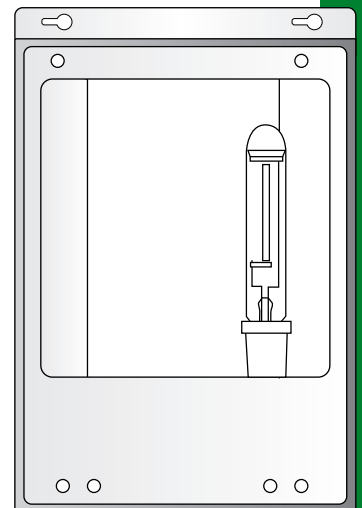
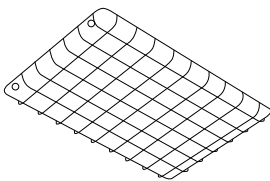
- Trimmed sheet steel ballast housing.
- Finish with epoxy powder paint. Standard colour – White.
- Stainless steels external screw.
- High reflectance anodised finished on hydroformed aluminium faceted reflector.
- Thermal shock resistant tempered glass (5mm) in a silicone rubber gasket with securing clip in nickel coated steel installed on the reflector.
- Tempered glass is locked to the body.
- Surface Mount / Recessed Mount (optional).
- Ballast component mounted on a removable gear tray for easy maintenance. Ceramic lamp holder with silver plated contact.
- Emergency switch quartz system available (on request).

CHARACTERISTICS

- Optical Assembly : IP 65
- Ballast Compartment : IP 65
- Electrical Insulation : Class 1
- Voltazg : 220V~240V 50/60 Hz
- Wattage : 150~400W
- Lamp type : HPS, M/H or MBF
- Dimensions (mm) : 580(L) x 362(W) x 240(H)
- Approx. Net weight : 7~10 kg



dimension (mm)



Model No.	Description	Voltage	Frequency	Lamp
GPCP0815	PETRO IP65 150W M/H C/W Control Gear & Lamp	220V-240V	50-60Hz	E27
GPCP0816	PETRO IP65 250W M/H C/W Control Gear & Lamp	220V-240V	50-60Hz	E40
GPCP0817	PETRO IP65 400W M/H C/W Control Gear & Lamp	220V-240V	50-60Hz	E40
GPCP0818	PETRO IP65 150W HPS C/W Control Gear & Lamp	220V-240V	50-60Hz	E40
GPCP0819	PETRO IP65 250W HPS C/W Control Gear & Lamp	220V-240V	50-60Hz	E40
GPCP0820	PETRO IP65 400W HPS C/W Control Gear & Lamp	220V-240V	50-60Hz	E40
GPCP0821	PETRO IP65 250W MBF C/W Control Gear & Lamp	220V-240V	50-60Hz	E40
GPCP0822	PETRO IP65 400W MBF C/W Control Gear & Lamp	220V-240V	50-60Hz	E40

ordering information