



bitz

Indoor halogen indirect lighting fixture of great sturdiness and high efficiency suitable for general illumination of community and working spaces as well as for domestic use.

ADVANTAGES

- High out-put ratio, energy saving
- Indestructable due to alloy structure

APPLICATION

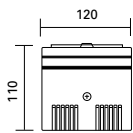
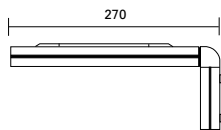
- Indoor indirect lighting

FEATURES

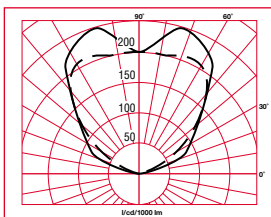
- Compact and sturdy die-cast aluminum alloy construction.
- Safety tempered pyrex glass.
- Super pure prismatic aluminium reflector.
- Mounting on normally inflammable surfaces allowed.

CHARACTERISTICS

- Optical assembly : IP 20
- Ballast Compartment : IP 20
- Electrical Insulation : Class I
- Voltage : 220V~240V
- Wattage : 200~300W (R7s)
- Dimensions (mm) : 270(L) x 120(W) x 110(H)



dimension (mm)



Model No.	Description	Voltage	Frequency
CTCP0001	BITZ 200W Halogen C/W Lamp	220-240V	50-60Hz
CTCP0002	BITZ 300W Halogen C/W Lamp	220-240V	50-60Hz

ordering information