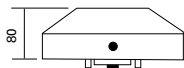
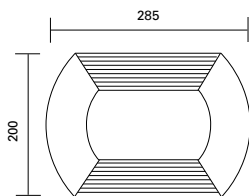




halo



dimension (mm)

Indoor wall diffuser for direct and indirect lighting with duct ventilation.

ADVANTAGES

- Balanced light distribution between direct/indirect.

APPLICATION

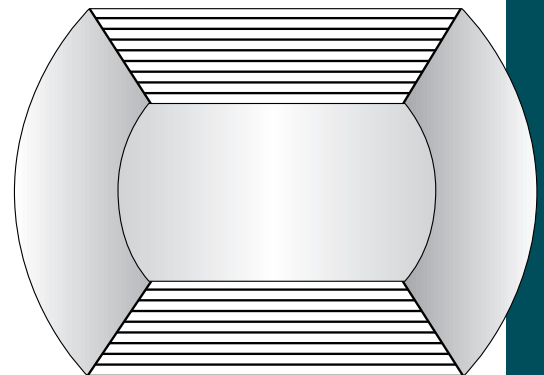
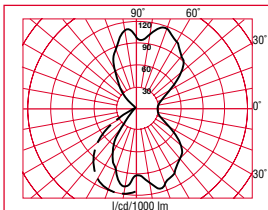
- An indoor luminaire combined with function and aesthetic features.

FEATURES

- Die-cast light alloy body.
- Super pure aluminium reflector.
- Independent wall base for easy and safe electrical connection.
- Mounting on normally inflammable surfaces allowed.

CHARACTERISTICS

- Optical assembly : IP 20
- Ballast Compartment : IP 20
- Electrical Insulation : Class I
- Voltage : 220V~240V
- Wattage : PLC 18W~26W
- Dimensions (mm) : 285(L) x 200(W) x 80(H)



Model No.	Description	Voltage	Frequency
CTCP0003	HALO PLC 18W C/W Gear & Lamp	220-240V	50-60Hz
CTCP0004	HALO PLC 26W C/W Gear & Lamp	220-240V	50-60Hz

ordering information