



## rex

### ADVANTAGES

- Architectural stylish appearance
- Fully aluminium and glass
- High performance
- Anti Corrosion and compact

### APPLICATION

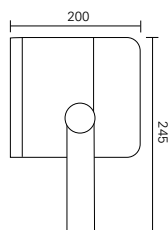
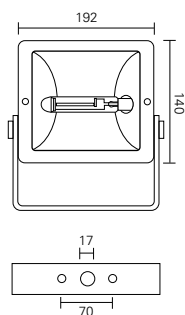
- Facades, building, signage, security
- Parking area, sport area
- Architectural and landscapes

### FEATURES

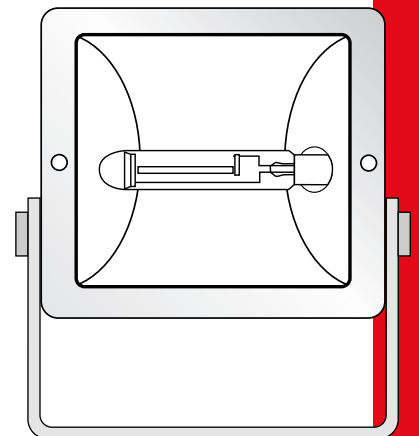
- Die cast aluminium housing and frame.
- Finished with epoxy powder paint, resistant to corrosion.
- Standard colour – Black.
- Integral control gear. Ballast mounted on the removable gear tray.
- High reflector and anodised finished on aluminium reflector.
- Thermal, shock resistant tempered glass in a hinged die cast aluminium frame. Stainless steel screw.
- Weatherproof and durable silicon rubber sealing gasket.
- Beam distribution available in symmetrical/asymmetrical and narrow/wide beam.
- Ceramic lamp holder and silver plated contact – Standard E27.

### CHARACTERISTICS

- Optical assembly : IP 65
- Ballast Compartment : IP 65
- Electrical Insulation : Class I  
: Class II (on request)
- Voltage : 230V/240V
- Wattage : 70W ~ 150W
- Lamp type : HPS & M/H
- Dimensions (mm) : 192(L) x 200(W) x 245(H)
- Approx. Net weight : 4 ~ 5 kg



dimension (mm)



Model No.	Description	Voltage	Frequency	Lamp
GPCP0779	REX 70W HPS C/W Control Gear & Lamp	220V-240V	50-60Hz	Rx7s
GPCP0780	REX 150W HPS C/W Control Gear & Lamp	220V-240V	50-60Hz	Rx7s
GPCP0781	REX 70W M/H C/W Control Gear & Lamp	220V-240V	50-60Hz	Rx7s
GPCP0782	REX 150W M/H C/W Control Gear & Lamp	220V-240V	50-60Hz	Rx7s
GPCP0783	REX 70W CDMT C/W Control Gear & Lamp	220V-240V	50-60Hz	G12
GPCP0784	REX 150W CDMT C/W Control Gear & Lamp	220V-240V	50-60Hz	G12

# ordering information