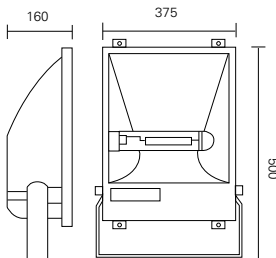
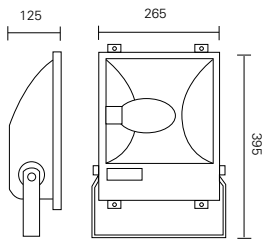




regal 150 / regal 400



dimension (mm)

ADVANTAGES

- Architectural stylish appearance
- Lightweight, full aluminium die-cast body
- Heat resistant, tempered glass
- High performance, anti corrosion

APPLICATION

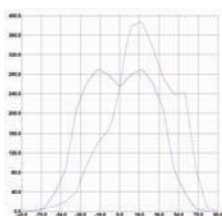
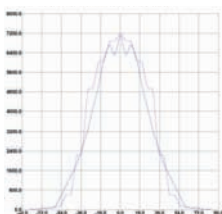
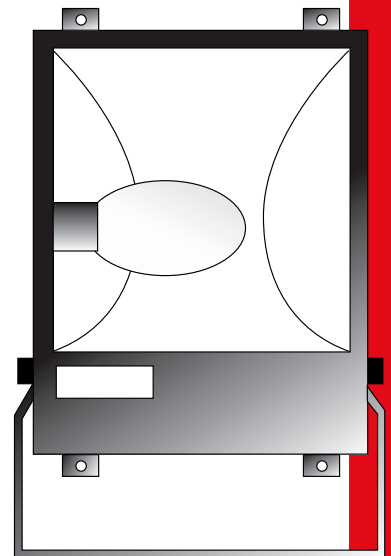
- Facades, building, Signage, security
- Parking area, sports arena, architectural, landscapes

FEATURES

- Die cast aluminium housing and frame.
- Finished with epoxy powder paint, resistant to corrosion.
- Standard colour – Black or White.
- Integral control gear. Ballast mounted on the removable gear tray.
- Thermal, shock resistant tempered glass in a hinged die cast aluminium frame. Stainless steel screw.
- Weatherproof and durable silicon rubber sealing gasket.
- Beam spread for asymmetrical and narrow beam light distribution.
- Ceramic lamp holder and silver plated contact – Standard E27/E40.

CHARACTERISTICS

- Optical assembly : IP 65
- Ballast Compartment : IP 65
- Electrical Insulation : Class 1
- Voltage : 220V~240V 50/60 Hz
- Wattage : 70W~400W
- Lamp type : HPS, M/H or MBF
- Dimensions (mm) : 265(L) x 125(W) x 395(H) (Regal 150)
: 375(L) x 160(W) x 500(H) (Regal 400)
- Approx. net weight (w/o control gear) : 4~6 kg (Regal 150)
8~10 kg (Regal 400)



Regal 400 400W MH

Model No.	Description	Voltage	Frequency	Lamp
GPCP0278	REGAL 150 70W HPS C/W Control Gear & Lamp	220V-240V	50-60Hz	E27
GPCP0283	REGAL 150 80W MBF C/W Control Gear & Lamp	220V-240V	50-60Hz	E27
GPCP0284	REGAL 150 125W MBF C/W Control Gear & Lamp	220V-240V	50-60Hz	E27
GPCP0279	REGAL 150 70W M/H C/W Control Gear & Lamp	220V-240V	50-60Hz	R7S
GPCP0280	REGAL 150 70W M/H C/W Control Gear & Lamp	220V-240V	50-60Hz	E27
GPCP0281	REGAL 150 150W M/H C/W Control Gear & Lamp	220V-240V	50-60Hz	R7S
GPCP0282	REGAL 150 150W M/H C/W Control Gear & Lamp	220V-240V	50-60Hz	E27
GPCP0310	REGAL 400 150W HPS C/W Control Gear & Lamp	220V-240V	50-60Hz	E40
GPCP0311	REGAL 400 250W HPS C/W Control Gear & Lamp	220V-240V	50-60Hz	E40
GPCP0312	REGAL 400 400W HPS C/W Control Gear & Lamp	220V-240V	50-60Hz	E40
GPCP0313	REGAL 400 250W M/H C/W Control Gear & Lamp	220V-240V	50-60Hz	E40
GPCP0314	REGAL 400 400W M/H C/W Control Gear & Lamp	220V-240V	50-60Hz	E40

ordering information