



MACH 3

ADVANTAGES

- Architectural stylish appearance
- Lightweight, full aluminium die-cast body
- Heat resistant, tempered glass
- High performance, anti corrosion

APPLICATION

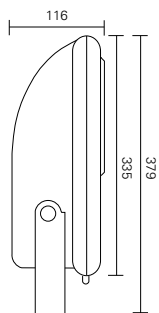
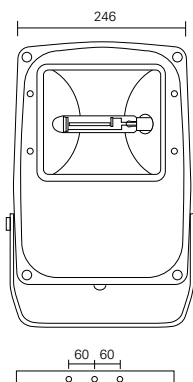
- Signage, facades, buildings, security
- Parking areas, sport areas, architectural, landscapes

FEATURES

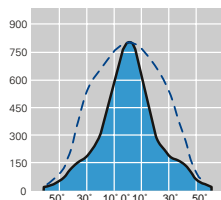
- Die cast aluminium housing.
- Finished with epoxy powder paint, resistant to corrosion.
- Standard colour – Black or Silver Grey.
- Integral control gear. Ballast mounted on the removable gear tray.
- Thermal shock resistant tempered glass in hinged die cast aluminium frame. Stainless steel screw.
- Weatherproof and durable silicon rubber gaskets.
- Beam spread for symmetrical asymmetrical and narrow beam light distribution.
- Ceramic lamp holder and silver plated contact – Standard Rx7s/G12

CHARACTERISTICS

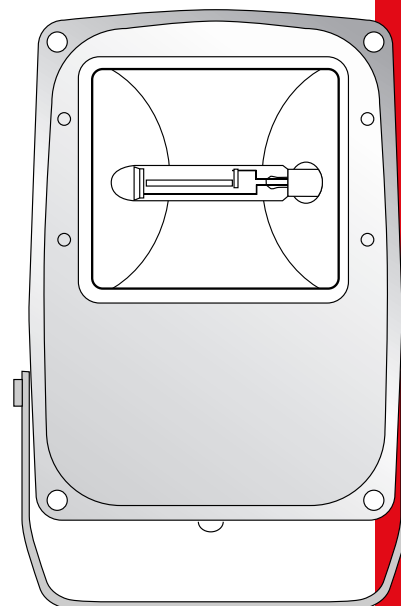
- Optical assembly : IP 66
- Ballast Compartment : IP 66
- Electrical Insulation : Class 1
- Voltage : 220V~240V 50/60Hz
- Wattage : 70W~150W
- Lamp type : HPS & M/H
- Dimensions (mm) : 246(L) x 116(W) x 335(H)
- Approx. Net weight : 5 ~ 6 kg (w/o control gear)
- Option : Louver, frosted glass



dimension (mm)



150W MH Symmetrical



Model No.	Description	Voltage	Frequency	Lamp
GPK0005	MACH 3 70W MH C/W Control Gear & Lamp	220V-240V	50-60Hz	Rx7S
GPK0006	MACH 3 70W MH C/W Control Gear & Lamp	220V-240V	50-60Hz	G12
GPK0007	MACH 3 150W M/H C/W Control Gear & Lamp	220V-240V	50-60Hz	Rx7S
GPK0008	MACH 3 150W M/H C/W Control Gear & Lamp	220V-240V	50-60Hz	G12
GPK0009	MACH 3 150W HPS C/W Control Gear & Lamp	220V-240V	50-60Hz	Rx7S

ordering information