



mach 5

ADVANTAGES

- Architectural stylish appearance
- Fully aluminium and glass
- Anti-corrosion
- High performance & easy maintenance

APPLICATION

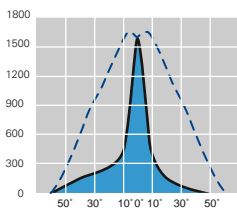
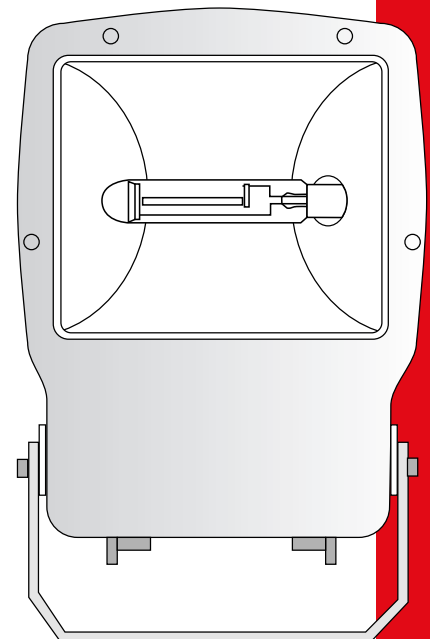
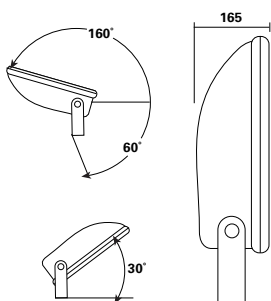
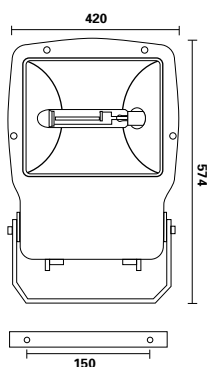
- Facades, building, monument
- Parking area, sport area
- Recreation area

FEATURES

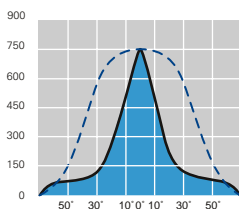
- Die cast aluminium housing and frame.
- Finished with epoxy powder paint, resistant to corrosion.
- Standard colour – Grey.
- Integral control gear. Ballast components mounted on the removable gear tray.
- Anodised finished on aluminium reflector.
- Thermal shock resistant tempered glass in a hinged die cast aluminium frame. Stainless steel screw.
- Weatherproof and durable silicone rubber gaskets and provides symmetrical and asymmetrical beam photometric distribution.
- Ceramic lamp holder and silver plated contact – Standard E40.

CHARACTERISTICS

- Optical assembly : IP 66
- Ballast Compartment : IP 66
- Electrical Insulation : Class 1
Class II (on request)
- Voltage : 220V~240V
- Wattage : 150W~400W
- Lamp type : HPS, M/H
- Dimensions (mm) : 420(L) x 165(W) x 574(H)
- Approx. Net weight : 10 kg



MT (JM-T) 400W E40



MT (JM-T) 400W E40

Model No.	Description	Voltage	Frequency	Lamp
FACP0010	MACH 5 150W HPS C/W Control Gear & Lamp	220V-240V	50-60Hz	E40
FACP0011	MACH 5 250W HPS C/W Control Gear & Lamp	220V-240V	50-60Hz	E40
FACP0012	MACH 5 400W HPS C/W Control Gear & Lamp	220V-240V	50-60Hz	E40
FACP0013	MACH 5 250W HPS MH Control Gear & Lamp	220V-240V	50-60Hz	E40
FACP0014	MACH 5 400W HPS MH Control Gear & Lamp	220V-240V	50-60Hz	E40

ordering information